

SUMMARY REPORT OF DISBURSEMENTS
For the Quarter Ending March 31, 2014
In Pesos


Department: DEPARTMENT OF LABOR AND EMPLOYMENT
Agency/Operating Unit : National Capital Region
Region/Province/City: Manila
Fund: 101

PARTICULARS	CURRENT YEAR BUDGET				PRIOR YEARS' OBLIGATIONS				SUB-TOTAL	TRUST LIABILITIES					GRAND TOTAL				Remarks			
	PS	MOOE	CO	TOTAL	PS	MOOE	CO	TOTAL		PS	MOOE	CO	TOTAL	Others	PS	MOOE	CO	TOTAL				
(1)	(2)				(4)				(5) =2+3+4	(6)					(7)	(8)				(9)		
FIRST QUARTER																						
Notice of Cash Allocation																						
MDS Checks Issued	25,184,589.89	11,435,987.69		36,620,567.38	83,236.50	926,029.94		1,009,266.44	37,629,833.62									25,287,806.19	12,362,027.63	-	37,629,833.82	
Advice to Debit Account																						
Tax Remittance Advices Iss	3,775,654.25	395,487.55		4,171,151.81	5,131.53	2,083.13		7,214.66	4,178,366.47									3,780,795.79	397,570.68	-	4,178,366.47	
Cash Disbursement Ceiling																						
Non-Cash Availment Authority																						
TOTAL	28,960,233.95	11,831,485.24	-	40,791,719.19	88,368.03	928,113.07	-	1,016,481.10	41,808,200.29	-	-	-	-	-	29,048,601.98	12,769,598.31	-	41,808,200.29				


Certified Correct:


LIGAYA E. UBALDE
Administrative Officer V
April 28, 2014

Certified Correct:


MARIANNE ROSE C. DANES
Accountant III
April 28, 2014

Approved by:


ALEX V. AVILA
Regional Director
April 28, 2014

4


QUARTERLY REPORT OF REVENUE AND OTHER RECEIPTS
 As of the Quarter Ending June 30, 2014
 (In Pesos)

Department : Department of Labor and Employment
 Agency : National Capital Region
 Organization Code (UACS) : 16-001-03-00013


CLASSIFICATION / SOURCES OF REVENUE AND OTHER RECEIPTS	UACS Code	REVENUE TARGET (Annual)	ACTUAL REVENUE AND OTHER RECEIPTS COLLECTIONS			CUMULATIVE REMITTANCE /DEPOSITS TO DATE			VARIANCE		Remarks
			1st Quarter	2nd Quarter	TOTAL	Remittance to BTr	Deposited with AGDB	Total	Amount	%	
1	2	3	4	5	8=(4+5+6+7)	9	10	11=(9+10)	12=(8-3)	13 = (12 / 3)	14
A. General Fund (formerly Fund 101)											
- Tax											
- Non-Tax											
Licensing Fees	4-02-01-060	1,170,832.00	223,000.00	288,000.00	511,000	511,000		511,000	(659,832)	-56%	
Permit Fees	4-02-01-010	80,621,444.80	18,190,850.00	20,790,900.00	38,981,750	38,600,950		38,600,950	(41,639,695)	-52%	
Registration Fees	4-02-01-020	22,129,380.00	4,316,710.00	6,374,510.00	10,691,220	10,615,770		10,615,770	(11,438,160)	-52%	
Penalties	4-02-01-140	8,788,000.00	2,370,000.00	2,510,000.00	4,880,000	4,780,000		4,780,000	(3,908,000)	-44%	
Inspection Fees	4-02-01-100	50,722.25		3,200.00	3,200	3,200		3,200	(47,522)	-94%	
B. Special Account in the General Fund (formerly Fund 105, 183, 401, 151-159)											
- Tax											
- Non-Tax											
C. Off-Budget Accounts (formerly Fund 161 to 164, etc.)											
D. Custodial Funds (formerly Fund 101-184, 187)											

CLASSIFICATION / SOURCES OF REVENUE AND OTHER RECEIPTS	UACS Code	REVENUE TARGET (Annual)	ACTUAL REVENUE AND OTHER RECEIPTS COLLECTIONS			CUMULATIVE REMITTANCE /DEPOSITS TO DATE			VARIANCE		Remarks
			1st Quarter	2nd Quarter	TOTAL	Remittance to BTR	Deposited with AGDB	Total	Amount	%	
1	2	3	4	5	8=(4+5+6+7)	9	10	11=(9+10)	12=(8-3)	13 = (12 / 3)	14
Alien Employment Publication Fee	2- 99- 99- 990	36,568,000.00	8,244,000.00	9,948,000.00	18,192,000		18,152,000	18,152,000	(18,376,000)	-50%	
Cases/Awards	2- 99- 99- 990	3,700,000.00	754,400.72	854,431.75	1,608,832		1,567,978	1,567,978	(2,091,168)	-57%	
Bonds	2- 99- 99- 990	1,625,000.00	375,000.00	350,000.00	725,000		725,000	725,000	(900,000)	-55%	
Bids	2- 99- 99- 990	100,000.00	-	372,816.64	372,817		372,817	372,817	272,817	273%	
Jobsfair	2- 99- 99- 990	450,000.00	93,000.00	57,000.00	150,000		150,000	150,000	(300,000)	-67%	
TOTAL			34,566,960.72	41,548,858.39	76,115,819.11	54,510,920.00	20,967,795.11	75,478,715.11	(79,087,559.94)		

Certified Correct:


 Marianne Rose C. Danes
 Accountant III
 Date: July 25, 2014

Approved By:


 Alex V. Avila
 Regional Director
 Date: July 25, 2014

MONTHLY REPORT OF DISBURSEMENTS
For the month of December 2014

Department : DEPARTMENT OF LABOR AND EMPLOYMENT
Agency : Office of the Secretary
Operating Unit : National Capital Region
Organization Code (UACS) : 16-001-03-00013
Funding Source Code (as clustered) : 01101101

PARTICULARS	CURRENT YEAR BUDGET					PRIOR YEAR'S BUDGET										TRUST-FEASILITIES				GRAND TOTAL					Remarks	
	PS	MOOE	Fin. Exp	CO	TOTAL	PRIOR YEAR'S ACCOUNT PAYABLE				CURRENT YEAR'S ACCOUNT PAYABLE						SUB-TOTAL	PS	MOOE	CO	TOTAL	PS	MOOE	Fin. Exp	CO		TOTAL
						PS	MOOE	Fin. Exp	CO	Sub-Tot	PS	MOOE	Fin. Exp	CO	Sub-Tot											
1	2	3	4	5	6=(2+3+4+5)	7	8	9	10	11=(7+8+9+10)	12	13	14	15	16*	17*	18*	19*	20*	21*	22*	23=(19+20+21+22)	24			
Notice of Cash Allocation (NCA)	14,583,485.11	41,753,352.03			60,336,837.14										60,336,837.14		410,000.00			18,583,485.11	40,163,352.03			60,746,837.14		
MIS Checks Issued	8,372,243.06	19,025,800.47			27,398,043.53										27,398,043.53		410,000.00			8,372,243.06	19,435,800.47			27,808,043.53		
LEDP-ADA	10,211,242.05	4,506,784.91			14,718,026.96										14,718,026.96					10,211,242.05	4,506,784.91			14,718,026.96		
Advice to Debit Account (ADA)																										
Notice of Transfer of Allocation (NTA)		18,220,766.65			18,220,766.65										18,220,766.65									18,220,766.65		
Working Fund (MCS Issued to BTr)																										
Tax Reimburse Advice Issued (TRA)	1,327,398.23	578,454.47			1,905,852.70										1,905,852.70					1,327,398.23	578,454.47			1,905,852.70		
Cash Disbursement Ceiling (CDC)																										
Non-Cash Availment Authority (NCAA)																										
Others (CDT, BTr Docs Stamp, etc.)																										
Total	19,910,883.34	42,331,816.50			62,242,699.84										62,242,699.84		410,000.00			19,910,883.34	42,741,816.50			62,652,699.84		

SUMMARY:	Previous Report	This Month December	As of Date December	Total Disbursements Program Less: *Actual Disbursements (Over)/Under spending	Previous Report	This Month December	As of Date December
	Total Disbursement Authorities Received	286,006,521.80	30,806,192.70		416,812,714.59		455,346,801.30
NCA	164,817,530.00	28,900,330.00	193,717,860.00		417,192,295.15	62,652,699.84	479,845,094.99
Working Fund					38,153,506.15	(17,929,756.14)	20,224,047.01
TRA	19,388,901.89	1,905,852.70	21,294,754.59				
CDC							
NCAA							
Others (CDT, BTr Docs Stamp, etc.)							
Adv: Notice of Transfer Allocations (NTA) Issued	71,245,275.41	13,216,648.00	84,461,923.41				
Total Disbursement Authorities Available	455,316,801.30	44,722,840.70	500,069,642.00				
Less: Lapsed NCA	31,315.34	10,192,720.67	20,224,047.01				
Disbursements	417,152,855.15	62,652,699.84	479,845,554.99				
Balance or Unavailment Authorities as of or to date	38,122,579.81	(38,122,579.81)	(0.00)				

Note: The use of NTA is discouraged
*Amount should only

16-001-007-01-000
2014-12-31
38,122,579.81

Certified Correct:
Marianne Rose C. Danes
Accountant III

Approved by:
Alex Mervilla
Regional Director