

2016 QUARTERLY PHYSICAL REPORT OF OPERATIONS

BAR No. 1

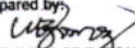


Department : DEPARTMENT OF LABOR AND EMPLOYMENT
 Agency : DOLE
 Operating Unit : NATIONAL CAPITAL REGION
 Organization Code (UACS) : 000003000000000

✓ 2016	Current Year Appropriations
	Supplemental Appropriations
	Continuing Appropriations
	Off-Budget Account

Particulars	UACS CODE	Physical Targets ^{RP}					Physical Accomplishments ^{RP}					Variance as of 30 June 2016	Remarks
		1st Quarter	2nd Quarter	3rd Quarter	4th Quarter	TOTAL	1st Quarter	2nd Quarter	3rd Quarter	4th Quarter	TOTAL		
1	2	3	4	5	6	7=(3+4+5+6)	8	9	10	11	12=(8+9+10+11)	13	14
Part A													
I. OPERATIONS													
MFO 2 : EMPLOYMENT FACILITATION AND CAPACITY BUILDING SERVICES	000003020000000												
A Employment Facilitation	000003020100000												
a2.1 No. of qualified persons referred for placement		38,600	67,550	67,550	19,300	193,000	59,800	56,408			116,208	(76,792)	
a2.2 Percentage of jobseekers placed for employment		80%	80%	80%	80%	80%	68%	73%			73%	-7%	
a2.3 No. of individuals reached through Labor Market Information (LMI)	285003020100002	97,500	65,000	97,500	65,000	325,000	85,810	89,781			175,591	(149,409)	
a2.4 Percentage of individuals who rate the services provided as satisfactory and better		70%	70%	70%	70%	70%	90%	90%			90%	0	
B Capacity Building Services	000003020100000					0					0	0	
b2.1 No. of beneficiaries provided with livelihood assistance	285003020100001	1,185	1,185	2,370	1,185	5,926	1,069	2,019			3,088.00	(2,838)	
<i>DILP (Regular)</i>		variable	variable	variable	variable	0	264	967			1,231.0	1,231	
<i>Individual</i>		variable	variable	variable	variable	0		23			23	23	
<i>Group</i>		variable	variable	variable	variable	0		4			4	4	
<i>DILP (BUB)</i>	161004140700002	variable	variable	variable	variable	0	805	18			823	823	
<i>Individual</i>		variable	variable	variable	variable	0					0	0	
<i>Group</i>		variable	variable	variable	variable	0		868			868	868	
b2.2 Percentage of beneficiaries provided livelihood formation assistance with social preparation training		100%	100%	100%	100%	100%	on-going	on-going			0	(1)	
b2.3 Percentage increase in livelihood income due to improved production for the 1st year of implementation		0	0	0	0	0	on-going	on-going			0	(0)	
b2.4 No. of beneficiaries under SPES	285003020100001	405	945	945	405	2,700					0	(2,700)	
<i>Regular</i>		300	700	700	300	2,000	2,494	9,742			12236	10,236	
<i>BUB</i>	161004140700002	105	245	245	105	700					0	(700)	

Particulars	UACS CODE	Physical Targets ^{RP}					Physical Accomplishments ^{RP}					Variance as of 30 June 2016	Remarks
		1st Quarter	2nd Quarter	3rd Quarter	4th Quarter	TOTAL	1st Quarter	2nd Quarter	3rd Quarter	4th Quarter	TOTAL		
1	2	3	4	5	6	7=(3+4+5+6)	8	9	10	11	12=(8+9+10+11)	13	14
b2.5 Percentage of SPES beneficiaries graduated from TECHVOC or college		0	0	0	0	0	on-going	86 SPES babies monitored			0	(0)	
b2.6 Percentage of beneficiaries who rate the services provided as satisfactory and better		1	1	1	1	3	90%	on-going			90%	(2)	
b2.7 Percentage of workers provided services within the prescribed process cycle time		Variable depending on the	Variable depending on the	Variable depending on the	Variable depending on the	0	90%	on-going			90%	1	
MFO 3 : LABOR FORCE WELFARE SERVICES	000003030000000					0					0	0	
3.1 No. of workers served						0					0	0	
- No. of workers/employers/ students reached through labor and employment education program (Enhanced Labor Education Program)	161003030100000	690	690	690	575	2,645	25,280	26,528			51,808	49,163	
- No. of union members/officers granted training (WODP)	161003030100000	48	72	72	48	240	60	21			81	(159)	
- Workers provided FWP Welfare Services		360	540	540	360	1,800	1,725	1,872			3,597	1,797	
- Workers in the informal sector facilitated enrollment to govt various social security schemes		1,185	1,185	2,370	1,185	5,926	1,069	2,019			3,088	(2,838)	
- Children prevented from worst forms of child labor		Variable	Variable	Variable	Variable	0		on-going			-	0	
- Workers provided services under Social Amelioration Program	161003030300003	N/A	N/A	N/A	N/A	0	N/A	N/A			-	0	
- OFWs provided with reintegration assistance (10K and BPBF)	285003030300002	24	56	56	24	161	413				413	252	
- BUB		16	48	48	48	161		87			87	(74)	
3.2 Percentage of beneficiaries who rate the services provided as satisfactory and better		70%	70%	70%	70%	70%	90%	on-going			0.9	0	
3.3 100% of affected workers provided services within the PCT						0	100%	100%			100%	1	
- % of workers affected by economic crisis and natural/manmade disaster (DOLE AMP)		100%	100%	100%	100%	100%	100%	100%			100%	0	
MFO 4 : EMPLOYMENT REGULATION SERVICES						0					-	0	
4.1 No. of establishments inspected	161003040100000	3,519	8,212	8,212	3,519	23,463	2,410	5,733			8,143	(15,320)	
4.2 No. of workers covered as a result of inspections conducted	161003040100000	Variable	Variable	Variable	Variable	0					-	0	
4.3 Compliance rate with labor laws of establishments that employed 10 or more	161003040100000	100%	100%	100%	100%	100%	on-going	on-going			-	(1)	
4.4 Percentage of establishments with deficiencies given appropriate assistance leading to compliance	161003040100000	100%	100%	100%	100%	100%	on-going	on-going			-	(1)	
4.5 Disposition Rate (SpeED)	161003040300000	100%	100%	100%	100%	100%					-	(1)	
4.6 % of complaints and RFAs settled within 30 days from filing (SENA)	161003040300000	77%	77%	77%	77%	77%	54.52%	60.97%			60.97%	-16%	

Particulars	UACS CODE	Physical Targets ^{AP}					Physical Accomplishments ^{AP}					Variance as of 30 June 2016	Remarks
		1st Quarter	2nd Quarter	3rd Quarter	4th Quarter	TOTAL	1st Quarter	2nd Quarter	3rd Quarter	4th Quarter	TOTAL		
1	2	3	4	5	6	7=(3+4+5+6)	8	9	10	11	12=(8+9+10+11)	13	14
4.5 Percentage of applications for permits/licenses/ registrations processed within PCT	161003040100000										0	0	
- Compliance with the prescribed cycle time in the issuance of Certificate of Registration of Contractors/Sub-Contractors (1 working day upon receipt of payment of registration fee)	161003040100000	100%	100%	100%	100%	100%	100%	on-going			100%	0	
- Compliance with the prescribed cycle time in the issuance of Certificate of Accreditation of Safety and Health Practitioners (10 working day upon receipt complete documents, interview and paid the required fee)	161003040100000	100%	100%	100%	100%	100%	100%	on-going			100%	0	
- Compliance with the prescribed cycle time in the issuance of Certificate of Registration of Union (1 working day upon receipt of payment of registration fee)	161003040100000	100%	100%	100%	100%	100%	100%	on-going			100%	0	
- Compliance with the prescribed cycle time in the issuance of Certificate of Registration of Worker's Organization (1 working day upon receipt of complete documents and payment of registration fee)	161003040100000	100%	100%	100%	100%	100%	100%	on-going			100%	0	
- Compliance with the prescribed cycle time in the issuance of Certificate of CBA Registration (1 working day upon receipt of complete documents and payment of registration fee)	161003040100000	100%	100%	100%	100%	100%	100%	on-going			100%	0	
- Compliance with the prescribed cycle time in the issuance of Certificate that the Company has No Pending Case (maximum of 3 working day upon receipt of complete documents)	161003040100000	100%	100%	100%	100%	100%	90%	on-going			90%	(0)	
- Compliance with the prescribed cycle time in the issuance of Private Recruitment and Placement Agency (PRPA) license (10 working day upon filing of application and payment of fees and bonds)	161003040100000	100%	100%	100%	100%	100%	100%	on-going			100%	0	
- Compliance with the prescribed cycle time in the issuance of authority to Operate Branch Office (10 working day upon filing of application and payment of fees and bonds)	161003040100000	100%	100%	100%	100%	100%	100%	on-going			100%	0	
- Compliance with the prescribed cycle time in the issuance of authority to recruit (1 working day after filing of application and payment of fees and bonds)	161003040100000	100%	100%	100%	100%	100%	100%	on-going			100%	0	
- Compliance with the prescribed cycle time in the issuance of Job Fair clearance (5 working day after receipt of documents) Note: different from Job Fair permit	161003040100000	100%	100%	100%	100%	100%	100%	on-going			100%	0	
- Compliance with the prescribed cycle time in the issuance of Alien Employment Permits (AEPs) (3 working days or 24 hours after publication if filed at Regional Office; 5 working days if filed at Filed Office)	161003040100000	100%	100%	100%	100%	100%	100%	on-going			100%	0	
- Compliance with the prescribed cycle time in the issuance of Working Child (WCP) (8 hours from receipt of documents and payments)	161003040100000	100%	100%	100%	100%	100%	100%	on-going			100%	0	

Particulars	UACS CODE	Physical Targets ^{RP}					Physical Accomplishments ^{RP}					Variance as of 30 June 2016	Remarks										
		1st Quarter	2nd Quarter	3rd Quarter	4th Quarter	TOTAL	1st Quarter	2nd Quarter	3rd Quarter	4th Quarter	TOTAL												
1	2	3	4	5	6	7=(3+4+5+6)	8	9	10	11	12=(8+9+10+11)	13	14										
Part B																							
Other Major Programs and Projects monitored by the President through PMS													0	0									
1. Career Guidance Advocacy Program													0	0									
Capacity-building activities conducted covering at least 50% of the total number of 2014 membership of Networks of Career Guidance Advocates of the Philippines (NCGAPs) in the region													0	0									
		40	0	80	80	200	on-going	on-going				0	(200)										
	285003020100002	6	0	11	11	28	on-going	6			6	(22)											
2. Strengthening the Labor Market Information													0	0									
No. of individuals reached													285003020100002	97,500	97,500	97,500	32,500	325,000	34,977	140,614		175,591	(149,409)
No. of insitutions reached													285003020100002	450	450	450	150	1,500		1,440		1,440	(60)
3. Rehabilitation and Reconstruction Effort for Yolanda													0	0									
No. of beneficiaries																	0	N/A	N/A		0	0	
4. Government Internship Program (GIP)													0	0									
No. of beneficiaries													161004140700002	1,600	1,600	800	0	4,000	1,814	1,657		3,471	(529)
5. Special Project: TUPAD (Special Project Fund)													0	0									
No. of beneficiaries													285003020100001	17,100	11,400	11,400	17,100	57,000	10,789	54,721		65,510.00	8,510
6. Industry Self-Regulation (Voluntary Code of Good Practices)													0	0									
Increase in number of ITCs in industries reached by labor education														strengthe ned 9 ITCs	strengthe ned 9 ITCs	strengthe ned 9 ITCs	strengthe ned 9 ITCs	strengthened 9 ITCs	strengthe ned 9 ITCs	strengthened 9 ITCs		9	0
Percentage increase in Industry Councils adopting VGCPs														strengthe ned 10 VCGPs	strengthe ned 10 VCGPs	strengthe ned 10 VCGPs	strengthe ned 10 VCGPs	strengthened 10 VCGPs	strengthe ned 10 VCGPs	strengthened 10 VCGPs		10	0
Legend																							
IP - Preliminary																							
Prepared by:  MARIE GRACE Z. BOMEZ Senior LEO, Designated Planning Officer Date: 1 July 2016				In coordination with:  TRICIA MARIE T. SIOCHI Budget Officer III Date: 1 July 2016				Approved by:  NELSON C. HORNILLA OIC-Regional Director Date: 1 July 2016															