


**MONTHLY REPORT OF DISBURSEMENTS**  
For the month of MARCH 2016


Department : **DEPARTMENT OF LABOR AND EMPLOYMENT**  
 Agency : **Office of the Secretary**  
 Operating Unit : **National Capital Region**  
 Organization Code (UACS) : 16-001-03-00013  
 Funding Source Code (as clustered) : 01101101


PARTICULARS	CURRENT YEAR BUDGET					PRIOR YEAR'S BUDGET						SUB-TOTAL	TRU	GRAND TOTAL					REMARKS
	PS	MOOE	in. Ex	CO	TOTAL	PRIOR YEAR'S ACCOUNT PAYABLE				TOTAL	PS			PS	MOOE	in. Ex	CO	TOTAL	
						PS	MOOE	Fin.	CO										
1	2	3	4	5	6= (2+ 3+ 4+ 5)	7	8	9	10	11= (7+ 8+ 9+ 10)	17= (11+ 16)	18= (6+ 17)	19	23	24	25	26	27= (23+ 24+ 25+ 26)	28
Notice of Cash Allocation (NCA)																			
MDS Checks Issued	9,553,832.85	209,997,561.93			219,551,394.78		5,241,617.55			5,241,617.55	5,241,617.55	224,793,012.33	9,553,832.85	215,239,179.48	-	#		224,793,012.33	
LDDAP-ADA	9,587,735.40	2,555,753.49			12,143,488.89					-	-	12,143,488.89	9,587,735.40	2,555,753.49	-	#		12,143,488.89	
Advice to Debit Account (ADA)					-					-	-	-	-	-	-	#		-	
Notice of Transfer of Allocation (NTA)					-					-	-	-	-	-	-	#		-	
Working Fund (NCS Issued to BTr)					-					-	-	-	-	-	-	#		-	
Tax Remittance Advices Issued (TRA)	2,104,620.47	462,077.16			2,566,697.63					-	-	2,566,697.63	2,104,620.47	462,077.16	-	#		2,566,697.63	
Cash Disbursement Ceiling (CDC)					-					-	-	-	-	-	-	#		-	
Non-Cash Availment Authority (NCAA)					-					-	-	-	-	-	-	#		-	
Others(CDT, BTr Docs Stamp, etc.)					-					-	-	-	-	-	-	#		-	
<b>Total</b>	<b>21,246,188.72</b>	<b>213,015,392.58</b>			<b>234,261,581.30</b>		<b>5,241,617.55</b>	<b>#</b>	<b>#</b>	<b>5,241,617.55</b>	<b>5,241,617.55</b>	<b>239,503,198.85</b>	<b>#</b>	<b>21,246,188.72</b>	<b>218,257,010.13</b>		<b>#</b>	<b>239,503,198.85</b>	

SUMMARY:	Previous Report	This Month	As of Date	Previous Report	This Month	As of Date	
		MARCH	MARCH		MARCH	MARCH	
<b>Total Disbursement Authorities Received</b>	<b>41,647,136.28</b>	<b>44,978,697.63</b>	<b>128,254,583.52</b>	Total Disbursements Progr	129,862,285.89	342,496,265.86	472,358,551.75
NCA	79,194,000.00	42,412,000.00	121,606,000.00	Less: *Actual Disbursement	61,553,258.53	239,503,198.85	301,056,457.38
Working Fund	-	-	-	(Over)/Under spending	68,309,027.36	102,993,067.01	** 171,302,094.37
TRA	4,081,885.89	2,566,697.63	6,648,583.52				
CDC	-	-	-				
NCAA	-	-	-				
Others (CDT, BTr Docs Stamp, etc)	-	-	-				
Advice of Transfer Allocations (NTA)	-	-	-				
Is:	46,586,400.00	297,517,568.23	344,103,968.23				
<b>Total Disbursement Authorities Available</b>	<b>129,862,285.89</b>	<b>342,496,265.86</b>	<b>472,358,551.75</b>				
Less: Lapsed NCA	-	-	-				
Disbursements	61,553,258.53	239,503,198.85	301,056,457.38				
<b>Balance of Disbursements Authorities as of to date</b>	<b>68,309,027.36</b>	<b>102,993,067.01</b>	<b>171,302,094.37</b>				

Notes: The use of NTA is discouraged  
\*Amount should tally

Prepared by:  
  
**Sonia A. Villahermoso**  
Planning Officer III

Certified Correct:  
  
**Valeriano Z. Otoman, III**  
Accountant III

Approved by:  
  
**Nelson C. Hornilla**  
OIC-Regional Director