

MONTHLY REPORT OF DISBURSEMENTS
For the month of JUNE 2016


Department : DEPARTMENT OF LABOR AND EMPLOYMENT
 Agency : Office of the Secretary
 Operating Unit : National Capital Region
 Organization Code (UACS) : 16-001-03-00013
 Funding Source Code (as clustered) : 01101101


PARTICULARS	CURRENT YEAR BUDGET					PRIOR YEAR'S BUDGET											SUB-TOTAL	TRU	GRAND TOTAL					Re marks
	PS	MOOE	In. Ex	CO	TOTAL	PRIOR YEAR'S ACCOUNT PAYABLE				CURRENT YEAR'S ACCOUNT PAYABLE					TOTAL	PS			PS	MOOE	In. Ex	CO	TOTAL	
						PS	MOOE	Fin.	CO	Sub-Total	PS	MOOE	In.	Ex										
1	2	3	4	5	6= (2+ 3+ 4+ 5)	7	8	9	10	11= (7+ 8+ 9+ 10)	12	13	14	15	16= (12+ 13+ 14+ 15)	17= (11+ 16)	18= (6+ 17)	19	23	24	25	26	27= (23+ 24+ 25+ 26)	28
Notice of Cash Allocation (NCA)																								
MDS Checks Issued	5,618,492.99	105,463,700.21		94,620.15	111,176,813.35		1,059,675.02			1,059,675.02		602,871.46			602,871.46	1,662,546.48	112,839,359.83		5,618,492.99	107,126,246.69	-	94,620.15	112,839,359.83	
LDDAP-ADA	7,759,058.30	4,460,832.36		204,428.57	12,424,319.23												12,424,319.23		7,759,058.30	4,460,832.36	-	204,428.57	12,424,319.23	
Advice to Debit Account (ADA)																								
Notice of Transfer of Allocation (NTA)																								
Working Fund (NCS Issued to BTr)																								
Tax Remittance Advices Issued (TRA)	1,944,651.68	583,311.09			2,527,962.77												2,527,962.77		1,944,651.68	583,311.09	-		2,527,962.77	
Cash Disbursement Ceiling (CDC)																								
Non-Cash Availment Authority (NCAA)																								
Others(CDT, BTr Docs Stamp, etc.)																								
Total	15,322,202.97	110,507,843.66		299,048.72	126,129,095.35		1,059,675.02	#	#	1,059,675.02		602,871.46		#	602,871.46	1,662,546.48	127,791,641.83	#	15,322,202.97	112,170,390.14		299,048.72	127,791,641.83	


SUMMARY:	Previous Report	This Month JUNE	As of Date JUNE
Total Disbursement Authorities Receivable	695,724,435.74	133,520,671.66	829,245,107.40
NCA	217,254,531.00	40,536,000.00	257,790,531.00
Working Fund	-	-	-
TRA	11,115,583.15	2,527,962.77	13,643,545.92
CDC	-	-	-
NCAA	-	-	-
Others (CDT, BTr Docs Stamp, etc)	-	-	-
Add: Notice of Transfer Allocations (NTA) Issued	467,354,321.59	90,456,708.89	557,811,030.48
Total Disbursement Authorities Available	695,724,435.74	133,520,671.66	829,245,107.40
Less: Lapsed NCA	-	-	-
Disbursements	475,231,890.51	127,791,641.83	603,023,532.34
Balance or Disbursements Authorities as of to date	220,492,545.23	5,729,029.83	226,221,575.06

	Previous Report	This Month JUNE	As of Date JUNE
Total Disbursements Program	695,724,435.74	133,520,671.66	829,245,107.40
Less: *Actual Disbursement (Over)/Under spending	475,231,890.51	127,791,641.83	603,023,532.34
	220,492,545.23	5,729,029.83 **	226,221,575.06

Notes: The use of NTA is discouraged
 *Amount should tally

Prepared by:

Sonia A. Villahermoso
 Planning Officer III

Certified Correct:

Valeriano Z. Otaman, III
 Accountant III

Approved by:

Nelson C. Hornilla
 OIC-Regional Director