




Republic of the Philippines  
**DEPARTMENT OF LABOR AND EMPLOYMENT**  
**National Capital Region**  
DOLE-NCR Building, 967 Maligaya Street, Malate, Manila



<b>MEMORANDUM</b>			
<b>TO:</b>	<b>DIRECTOR ADELINE T. CASTRO</b> Planning Service (PS)		
<b>FROM:</b>	 <b>ATTY. JOHNSON G. CAÑETE, CESO III</b> Regional Director	<b>DATE:</b>	<b>15 June 2017</b>
<b>SUBJECT:</b>	<b>SPRS ACCOMPLISHMENT REPORT FOR MAY 2017</b>		

In consonance with our 2017 OPCR commitment on performance accountability, may we respectfully submit the attached SPRS accomplishment for May 2017 (e-copy emailed on June 15, 2017).



We hope you will find our report in order.

Thank you.

Encl. a/s

STATISTICAL PERFORMANCE REPORTING SYSTEM  
CORE INDICATORS  
Period covered: May 2017

Regional Office: NATIONAL CAPITAL REGION

Program/Indicators	Total RO		Accomplishments by Provincial / Field Office												Remarks (for Bureaus/Program Managers use)
			CAMANAVA		Makati-Pasay		Manila		MUNTAPARLAS		PAPAMAMARIS AN		Quezon City		
	Actual	Female	Actual	Female	Actual	Female	Actual	Female	Actual	Female	Actual	Female	Actual	Female	
<b>Reintegration Program for OFWs/Returning OFWs and their Families</b>															
<b>OFWs / Returning OFWs and their families provided with reintegration services (TOTAL)</b>															
<b>I. TRAINING ASSISTANCE</b>	<b>492</b>	<b>297</b>	-	-	-	-	492	297	-	-	-	-	-	-	-
Financial Awareness Seminar (FAS) and Small Business Management Training (SBMT)	492	297	-	-	-	-	492	297	-	-	-	-	-	-	-
OFW returnees trained	492	297					492	297							
Returnee-OFW families trained	-	-													
<b>II. LIVELIHOOD ASSISTANCE</b>	<b>285</b>	<b>149</b>	-	-	-	-	285	149	-	-	-	-	-	-	-
Livelihood Development Assistance Program (LDAP)	210	74	-	-	-	-	210	74	-	-	-	-	-	-	-
Beneficiaries assisted	210	74					210	74							
Balik Pinay! Balik Hanapbuhay! (BPBH)	75	75	-	-	-	-	75	75	-	-	-	-	-	-	-
Beneficiaries assisted	75	75					75	75							
<b>III. LOCAL EMPLOYMENT FACILITATION</b>	-	-	-	-	-	-	-	-	-	-	-	-	-	-	-
Sa Pinas Ikaw ang Ma'am/Sir	-	-	-	-	-	-	-	-	-	-	-	-	-	-	-
Number of OFW applicants screened and endorsed	-	-													
Number of OFWs with plantilla items provided with teaching kits	-	-													
<b>For ROs' use</b>															
Prepared by:	RYAN RAY M. BALUYOT					Reviewed by: 					Approved by: 				
	Planning Officer/Technical Staff					Division Chief					Regional Director				
	Date: JUNE 06, 2017					Date: JUNE 06, 2017					Date: JUNE 06, 2017				
<b>For Bureaus' use</b>															
Validated by:	Planning Officer					Reviewed by:					Approved by:				
	Date:					Division Chief					Bureau Director				
	Date:					Date:					Date:				

**STATISTICAL PERFORMANCE REPORTING SYSTEM  
CORE INDICATORS  
Period covered: May 2017**

Regional Office: NATIONAL CAPITAL REGION

Program/Indicators	Total RO		Accomplishments by Provincial / Field Office												Remarks (for Bureaus/Program Managers use)	
			CAMANAVA		Makati-Pasay		Manila		MUNTAPARLAS		PAPAMAMARIS AN		Quezon City			
	Actual	Female	Actual	Female	Actual	Female	Actual	Female	Actual	Female	Actual	Female	Actual	Female		
<b>Special Program for the Employment of Students (SPES)</b>																
Youth placed	3,347	1,904	1,171	737	2,176	1,167	-	-	-	-	-	-	-	-	-	
Students	3,347	1,904	1,171	737	2,176	1,167	-	-	-	-	-	-	-	-	-	
High School	-	-														
College	3,347	1,904	1,171	737	2,176	1,167										
Tech-Voc	-	-														
Out-of-School Youh	-	-														
<b>Government Internship Program (GIP)</b>																
Number of youth assisted	19	-			19											
<b>JobStart Philippines</b>																
Number of JobStart graduates	-	-														
Number of youth provided with trainings	-	-	-	-	-	-	-	-	-	-	-	-	-	-	-	
Number of youth provided with life skills training	-	-														
Number of youth provided with technical training	-	-														
Number of youth provided with internship training	-	-														
Number of youth placed	-	-														
<b>Public Employment Services through PESO</b>																
Job vacancies solicited	38,917	21,593	11,697	5,124	10,644	4,183				14,345	7,626		4,660	2,231		
Job applicants registered	12,270	11,186	2,418	1,225	565	4,676	346	189	7,832	4,281	-	-	1,109	815		
Job applicants referred for training	402	203	-	-	56	14	346	189	-	-	-	-	-	-		
Job applicants referred for placement	11,868	10,983	2,418	1,225	509	4,662	-	-	7,832	4,281	-	-	1,109	815		
Job applicants placed	14,732	7,865	2,201	1,097	4,847	2,462	121	53	6,557	3,559	-	-	1,006	694		