




Republic of the Philippines
DEPARTMENT OF LABOR AND EMPLOYMENT
National Capital Region

DOLE-NCR Building, 967 Maligaya Street, Malate, Manila




MEMORANDUM			
TO:	DIRECTOR ADELINE T. CASTRO Planning Service (PS)		
FROM:	 Atty. ANA C. DIONE, CPA Regional Director	DATE:	14 September 2018
SUBJECT:	SPRS ACCOMPLISHMENT REPORT FOR AUGUST 2018		

In consonance with our 2018 OPCR commitment on performance accountability, may we respectfully submit the attached SPRS accomplishment for August 2018.

We hope you will find our report in order.

Thank you.

Encl. a/s

MEMORANDUM			
TO:	DIRECTOR ADELINE T. CASTRO Planning Service (PS)		
FROM:	 Atty. ANA C. DIONE, CPA Regional Director	DATE:	14 September 2018
SUBJECT:	SPRS ACCOMPLISHMENT REPORT FOR AUGUST 2018		

In consonance with our 2018 OPCR commitment on performance accountability, may we respectfully submit the attached SPRS accomplishment for August 2018.

We hope you will find our report in order.



Thank you.

Encl. a/s

**STATISTICAL PERFORMANCE REPORTING SYSTEM
CORE INDICATORS
Period covered: August 2018**

Regional Office: NATIONAL CAPITAL REGION

Program/Indicators	Total RO		Accomplishments by Provincial / Field Office												Remarks (for Bureaus/Program Managers use)
			CAMANAVA		Makati-Pasay		Manila		MUNTAPARLAS		PAPAMAMARISAN		Quezon City		
	Actual	Female	Actual	Female	Actual	Female	Actual	Female	Actual	Female	Actual	Female	Actual	Female	
Reintegration Program for OFWs/Returning OFWs and their Families															
OFWs / Returning OFWs and their families provided with reintegration services (TOTAL)															
I. TRAINING ASSISTANCE															
Financial Awareness Seminar (FAS) and Small Business Management Training (SBMT)															
OFW returnees trained															
Returnee-OFW families trained															
II. LIVELIHOOD ASSISTANCE															
Livelihood Development Assistance Program (LDAP)															
Beneficiaries assisted															
Balik Pinay! Balik Hanapbuhay! (BPBH)															
Beneficiaries assisted															
III. LOCAL EMPLOYMENT FACILITATION															
Sa Pinas Ikaw ang Ma'am/Sir															
Number of OFW applicants screened and endorsed															
Number of OFWs with plantilla items provided with teaching kits															

For ROs' use		
Prepared by:  RYAN RAY M. BALUYOT Planning Officer/Technical Staff	Reviewed by:  TRICIA MARIE T. SIOCHI Division Chief	Approved by: Atty. ANA C. DIONE, CPA Regional Director
Date: SEPTEMBER 14, 2018	Date: SEPTEMBER 14, 2018	Date: SEPTEMBER 14, 2018
For Bureaus' use		
Validated by: Planning Officer	Reviewed by: Division Chief	Approved by: Bureau Director
Date:	Date:	Date:

**STATISTICAL PERFORMANCE REPORTING SYSTEM
CORE INDICATORS**
Period covered: August 2018

Regional Office: NATIONAL CAPITAL REGION

Program/Indicators	Total RO		Accomplishments by Provincial / Field Office												Remarks (for Bureaus/Program Managers use)
			CAMANAVA		Makati-Pasay		Manila		MUNTAPARLAS		PAPAMAMARISAN		Quezon City		
			Actual	Female	Actual	Female	Actual	Female	Actual	Female	Actual	Female	Actual	Female	
Special Program for the Employment of Students (SPES)															
Youth placed	849	466	1	1	26	10	11	8	628	336	179	108	4	3	
Students	838	458	1	1	26	10	-	-	628	336	179	108	4	3	
High School	783	378	-	-	-	-	404	195	371	180	8	3	-	-	
College	864	528	1	1	-	-	435	266	257	156	171	105	-	-	
Tech-Voc	-	-	-	-	-	-	-	-	-	-	-	-	-	-	
Out-of-School Youth	11	8	-	-	-	-	11	8	-	-	-	-	-	-	
Government Internship Program (GIP)															
Number of youth assisted	81	38	25	17	19	9	37	12	-	-	-	-	-	-	
JobStart Philippines															
Number of JobStart graduates	188	53	-	-	94	49	94	4	-	-	-	-	-	-	
Number of youth provided with trainings	489	293	49	38	182	105	258	150	-	-	-	-	-	-	
Number of youth provided with life skills training	188	116	-	-	94	58	94	58	-	-	-	-	-	-	
Number of youth provided with technical training	257	153	49	38	44	23	164	92	-	-	-	-	-	-	
Number of youth provided with internship training	44	24	-	-	44	24	-	-	-	-	-	-	-	-	
Number of youth placed	54	28	22	15	32	13	-	-	-	-	-	-	-	-	
Public Employment Services through PESO															
Job vacancies solicited	209,803	78,503	11,958	5,165	40,376	16,836	117,940	43,146	12,621	-	22,558	11,206	4,350	2,150	
Job applicants registered	44,720	21,605	2,527	1,382	6,095	3,022	22,825	11,422	5,684	2,472	6,241	3,228	1,348	79	
Job applicants referred for training	828	248	-	-	414	124	414	124	-	-	-	-	-	-	
Job applicants referred for placement	43,892	21,357	2,527	1,382	5,681	2,898	22,411	11,298	5,684	2,472	6,241	3,228	1,348	79	
Job applicants placed	28,546	13,349	2,134	1,143	1,056	605	14,359	6,715	4,476	1,519	5,219	2,623	1,302	744	
Private sector	28,462	13,317	2,134	1,143	1,048	605	14,317	6,699	4,476	1,519	5,185	2,607	1,302	744	
Government sector	68	32	-	-	-	-	34	16	-	-	34	16	-	-	
Overseas	16	-	-	-	8	-	8	-	-	-	-	-	-	-	