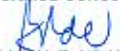


SUMMARY REPORT OF DISBURSEMENTS
For the Quarter Ending March 31, 2014
In Pesos

Department: DEPARTMENT OF LABOR AND EMPLOYMENT
Agency/Operating Unit : National Capital Region
Region/Province/City: Manila
Fund: 101

PARTICULARS	CURRENT YEAR BUDGET				PRIOR YEARS' OBLIGATIONS				SUB-TOTAL	TRUST LIABILITIES					GRAND TOTAL				Remarks			
	PS	MOOE	CO	TOTAL	PS	MOOE	CO	TOTAL		PS	MOOE	CO	TOTAL	Others	PS	MOOE	CO	TOTAL				
(1)	(2)				(4)				(5) =2+3+4	(6)					(7)	(8)				(9)		
FIRST QUARTER																						
Notice of Cash Allocation																						
MDS Checks Issued	25,184,589.89	11,435,987.69		36,620,567.38	83,236.50	926,029.94		1,009,266.44	37,629,833.82									25,287,806.19	12,362,027.63	-	37,629,833.82	
Advice to Debit Account																						
Tax Remittance Advices Iss	3,775,654.25	395,487.55		4,171,151.81	5,131.53	2,083.13		7,214.66	4,178,366.47									3,780,795.79	397,570.68	-	4,178,366.47	
Cash Disbursement Ceiling																						
Non-Cash Availment Authority																						
TOTAL	28,960,233.95	11,831,485.24	-	40,791,719.19	88,368.03	928,113.07	-	1,016,481.10	41,808,200.29	-	-	-	-	-	29,048,601.98	12,769,598.31	-	41,808,200.29				

Certified Correct:


LIGAYA E. UBALDE
Administrative Officer V
April 28, 2014

Certified Correct:


MARIANNE ROSE C. DANES
Accountant III
April 28, 2014

Approved by:


ALEX V. AVILA
Regional Director
April 28, 2014

4


QUARTERLY REPORT OF REVENUE AND OTHER RECEIPTS
 As of the Quarter Ending June 30, 2014
 (In Pesos)

Department : Department of Labor and Employment
 Agency : National Capital Region
 Organization Code (UACS) : 16-001-03-00013


CLASSIFICATION / SOURCES OF REVENUE AND OTHER RECEIPTS	UACS Code	REVENUE TARGET (Annual)	ACTUAL REVENUE AND OTHER RECEIPTS COLLECTIONS			CUMULATIVE REMITTANCE /DEPOSITS TO DATE			VARIANCE		Remarks
			1st Quarter	2nd Quarter	TOTAL	Remittance to BTr	Deposited with AGDB	Total	Amount	%	
1	2	3	4	5	8=(4+5+6+7)	9	10	11=(9+10)	12=(8-3)	13 = (12 / 3)	14
A. General Fund (formerly Fund 101)											
- Tax											
- Non-Tax											
Licensing Fees	4-02-01-060	1,170,832.00	223,000.00	288,000.00	511,000	511,000		511,000	(659,832)	-56%	
Permit Fees	4-02-01-010	80,621,444.80	18,190,850.00	20,790,900.00	38,981,750	38,600,950		38,600,950	(41,639,695)	-52%	
Registration Fees	4-02-01-020	22,129,380.00	4,316,710.00	6,374,510.00	10,691,220	10,615,770		10,615,770	(11,438,160)	-52%	
Penalties	4-02-01-140	8,788,000.00	2,370,000.00	2,510,000.00	4,880,000	4,780,000		4,780,000	(3,908,000)	-44%	
Inspection Fees	4-02-01-100	50,722.25		3,200.00	3,200	3,200		3,200	(47,522)	-94%	
B. Special Account in the General Fund (formerly Fund 105, 183, 401, 151-159)											
- Tax											
- Non-Tax											
C. Off-Budget Accounts (formerly Fund 161 to 164, etc.)											
D. Custodial Funds (formerly Fund 101-184, 187)											

CLASSIFICATION / SOURCES OF REVENUE AND OTHER RECEIPTS	UACS Code	REVENUE TARGET (Annual)	ACTUAL REVENUE AND OTHER RECEIPTS COLLECTIONS			CUMULATIVE REMITTANCE /DEPOSITS TO DATE			VARIANCE		Remarks
			1st Quarter	2nd Quarter	TOTAL	Remittance to BTR	Deposited with AGDB	Total	Amount	%	
1	2	3	4	5	8=(4+5+6+7)	9	10	11=(9+10)	12=(8-3)	13 = (12 / 3)	14
Alien Employment Publication Fee	2- 99- 99- 990	36,568,000.00	8,244,000.00	9,948,000.00	18,192,000		18,152,000	18,152,000	(18,376,000)	-50%	
Cases/Awards	2- 99- 99- 990	3,700,000.00	754,400.72	854,431.75	1,608,832		1,567,978	1,567,978	(2,091,168)	-57%	
Bonds	2- 99- 99- 990	1,625,000.00	375,000.00	350,000.00	725,000		725,000	725,000	(900,000)	-55%	
Bids	2- 99- 99- 990	100,000.00	-	372,816.64	372,817		372,817	372,817	272,817	273%	
Jobsfair	2- 99- 99- 990	450,000.00	93,000.00	57,000.00	150,000		150,000	150,000	(300,000)	-67%	
TOTAL			34,566,960.72	41,548,858.39	76,115,819.11	54,510,920.00	20,967,795.11	75,478,715.11	(79,087,559.94)		

Certified Correct:


Marianne Rose C. Danes
Accountant III
Date: July 25, 2014

Approved By:


Alex V. Avila
Regional Director
Date: July 25, 2014