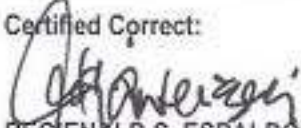
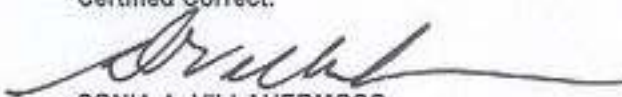



SUMMARY REPORT OF DISBURSEMENTS
For the Quarter Ending March 31, 2013
In Pesos

Department: DEPARTMENT OF LABOR AND EMPLOYMENT
Agency/Operating Unit : National Capital Region
Region/Province/City: Manila
Fund: 101

PARTICULARS (1)	CURRENT YEAR BUDGET (2)				PRIOR YEAR'S BUDGET (3)				PRIOR YEARS' OBLIGATIONS (4)				SUB-TOTAL (5) = 2+3+4	TRUST LIABILITIES (6)					Others (7)	GRAND TOTAL (8)				Remarks (9)
	PS	MOOE	CO	TOTAL	PS	MOOE	CO	TOTAL	PS	MOOE	CO	TOTAL		PS	MOOE	CO	TOTAL	PS		MOOE	CO	TOTAL		
FIRST QUARTER																								
Notice of Cash Allocation																								
MDS Checks Issued	18,189,812.90	27,700,853.35	149,374.81	46,040,041.06		37,370.35		37,370.35		10,244,550.00		10,244,550.00												
Advice to Debit Account																								
Tax Remittance Advices Issued	2,360,390.54	429,541.09	8,455.19	2,798,386.82		376.25		376.25																
Cash Disbursement Ceiling																								
Non-Cash Availment Authority																								
TOTAL	20,550,203.44	28,130,394.44	157,830.00	48,838,427.88	-	37,746.60	-	37,746.60	-	10,244,550.00	-	10,244,550.00	-	-	-	-	-	-	-	-				
GRAND TOTAL																								

Certified Correct:

REGINALD S. ESPALDON
Administrative Officer V
April 22, 2013

Certified Correct:

SONIA A. VILLAHERMOSO
Accountant II
April 22, 2013


Approved by:

ATTY. ALAN M. MACARAYA, CEC III
Regional Director
April 22, 2013

SUMMARY REPORT OF DISBURSEMENTS
For the Quarter Ending June 30, 2013
In Pesos


Department: DEPARTMENT OF LABOR AND EMPLOYMENT
Agency/Operating Unit : National Capital Region
Region/Province/City: Manila
Fund: 101

PARTICULARS	CURRENT YEAR BUDGET				PRIOR YEAR'S BUDGET				PRIOR YEARS' OBLIGATIONS				SUB-TOTAL	TRUST LIABILITIES					GRAND TOTAL				Remarks	
	PS	MOOE	CO	TOTAL	PS	MOOE	CO	TOTAL	PS	MOOE	CO	TOTAL		PS	MOOE	CO	TOTAL	Others	PS	MOOE	CO	TOTAL		
(1)	(2)				(3)				(4)				(5)=2+3+4	(6)					(7)	(8)				(9)
FIRST QUARTER																								
Notice of Cash Allocation																								
MDS Checks Issued	18,197,584.58	27,734,410.41	115,085.72	46,047,080.71		80,330.70		80,330.70			10,244,550.00		10,244,550.00	56,371,961.41						18,197,584.58	38,059,291.11	115,085.72	56,371,961.41	
Advice to Debit Account																								
Tax Remittance Advices Issued	2,360,390.54	429,541.09	8,455.19	2,798,386.82		376.25		376.25						2,798,763.07						2,360,390.54	429,917.34	8,455.19	2,798,763.07	
Cash Disbursement Ceiling																								
Non-Cash Availment Authority																								
TOTAL	20,557,975.12	28,163,951.50	123,540.91	48,845,467.53	-	80,706.95	-	80,706.95	-		10,244,550.00	-	10,244,550.00	59,170,724.48	-	-	-	-	-	20,557,975.12	38,489,208.45	123,540.91	59,170,724.48	
SECOND QUARTER																								
Notice of Cash Allocation																								
MDS Checks Issued	20,729,964.68	74,942,371.45	154,173.22	95,826,509.35		119,390.66		119,390.66						95,945,900.01						20,729,964.68	75,061,762.11	154,173.22	95,945,900.01	
Advice to Debit Account																								
Tax Remittance Advices Issued	2,355,350.173	372,711.29	8,726.78	2,736,788.24		5,356.06		5,356.06						2,742,144.30						2,355,350.17	378,067.35	8,726.78	2,742,144.30	
Cash Disbursement Ceiling																								
Non-Cash Availment Authority																								
TOTAL	23,085,314.85	75,315,082.74	162,900.00	98,563,297.59	-	124,746.72	-	124,746.72	-		-	-	-	98,688,044.31	-	-	-	-	-	23,085,314.85	75,439,829.46	162,900.00	98,688,044.31	
GRAND TOTAL	43,643,289.98	103,479,034.24	286,440.91	147,408,765.13	-	205,453.67	-	205,453.67	-		10,244,550.00	-	10,244,550.00	157,858,768.80	-	-	-	-	-	43,643,289.98	113,929,037.91	286,440.91	157,858,768.80	


Certified Correct:


REGINALD S. ESPALDON
Senior LEO/Budget Unit
July 24, 2013

Certified Correct:


MARIANNE ROSE C. DANES
Accountant III
July 24, 2013

Approved by:

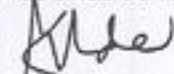

ATTY. ALAN M. MACARAYA, CEO III
Regional Director
July 24, 2013

SUMMARY REPORT OF DISBURSEMENTS
For the Quarter Ending September 30, 2013
In Pesos


Department: DEPARTMENT OF LABOR AND EMPLOYMENT
Agency/Operating Unit : National Capital Region
Region/Province/City: Manila
Fund: 101

PARTICULARS (1)	CURRENT YEAR BUDGET (2)				PRIOR YEAR'S BUDGET (3)				PRIOR YEARS' OBLIGATIONS (4)				SUB-TOTAL (5) = 2+3+4	TRUST LIABILITIES (6)					Others (7)	GRAND TOTAL (8)				Remarks (9)
	PS	MOOE	CO	TOTAL	PS	MOOE	CO	TOTAL	PS	MOOE	CO	TOTAL		PS	MOOE	CO	TOTAL	PS		MOOE	CO	TOTAL		
FIRST QUARTER																								
Notice of Cash Allocation																								
MDS Checks Issued	18,197,584.58	27,734,410.41	115,085.72	46,047,080.71		80,330.70		80,330.70		10,244,550.00		10,244,550.00	56,371,961.41							18,197,584.58	38,059,291.11	115,085.72	56,371,961.41	
Advice to Debit Account						376.25		376.25					2,798,763.07							2,360,390.54	429,917.34	8,455.19	2,798,763.07	
Tax Remittance Advices Issued	2,360,390.54	429,541.09	8,455.19	2,798,386.82																				
Cash Disbursement Ceiling																								
Non-Cash Availment Authority																								
TOTAL	20,557,975.12	28,163,951.50	123,540.91	48,845,467.53	-	80,706.95	-	80,706.95	-	10,244,550.00	-	10,244,550.00	59,170,724.48	-	-	-	-	-	-	20,557,975.12	38,489,208.45	123,540.91	59,170,724.48	
SECOND QUARTER																								
Notice of Cash Allocation																								
MDS Checks Issued	20,729,964.68	74,942,371.45	154,173.22	95,826,509.35		119,390.66		119,390.66					95,945,900.01							20,729,964.68	75,061,762.11	154,173.22	95,945,900.01	
Advice to Debit Account													2,742,144.30							2,355,350.17	378,067.35	8,726.78	2,742,144.30	
Tax Remittance Advices Issued	2,355,350.17	372,711.29	8,726.78	2,736,788.24		5,356.06		5,356.06																
Cash Disbursement Ceiling																								
Non-Cash Availment Authority																								
TOTAL	23,085,314.85	75,315,082.74	162,900.00	98,563,297.59	-	124,746.72	-	124,746.72	-	-	-	-	98,688,044.31	-	-	-	-	-	-	23,085,314.85	75,439,829.46	162,900.00	98,688,044.31	
THIRD QUARTER																								
Notice of Cash Allocation																								
MDS Checks Issued	26,374,992.24	44,641,801.13	5,202,666.63	76,219,460.00									76,219,460.00							26,374,992.24	44,641,801.13	5,202,666.63	76,219,460.00	
Advice to Debit Account													4,021,366.86							3,321,896.07	428,581.24	270,889.55	4,021,366.86	
Tax Remittance Advices Issued	3,321,896.07	428,581.24	270,889.55	4,021,366.86																				
Cash Disbursement Ceiling																								
Non-Cash Availment Authority																								
TOTAL	29,696,888.31	45,070,382.37	5,473,556.18	80,240,826.86	-	-	-	-	-	-	-	-	80,240,826.86	-	-	-	-	-	-	29,696,888.31	45,070,382.37	5,473,556.18	80,240,826.86	
GRAND TOTAL	73,340,178.28	148,549,416.61	5,759,997.09	227,649,591.98	-	205,453.67	-	205,453.67	-	10,244,550.00	-	10,244,550.00	238,099,595.65	-	-	-	-	-	-	73,340,178.28	158,999,420.28	5,759,997.09	238,099,595.65	


Certified Correct:


LIGAYA E. UBALDE
Budget Officer III
October 24, 2013

Certified Correct:


MARIANNE ROSE C. DANES
Accountant III
October 24, 2013

Approved by:


ALEX V. AVILA, CESO IV
Regional Director
October 24, 2013