

QUARTERLY REPORT OF INCOME

For the Quarter Ending March 31, 2013
(In Pesos)

BAR NO. 3

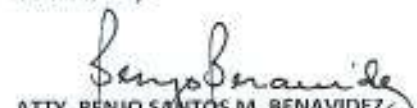
Department : Department of Labor and Employment
Agency/OU : NATIONAL CAPITAL REGION
Fund : General Fund (101)

CLASSIFICATION/SOURCES OF INCOME	ACTUAL INCOME COLLECTIONS FOR THE QUARTER				CUMULATIVE INCOME COLLECTIONS TO	CUMULATIVE INCOME DEPOSITED WITH	REMARKS
	JANUARY	FEBRUARY	MARCH	TOTAL			
(1)	(2)	(3)	(4)	(5)=(2)+(3)+(4)	(6)	(7)	(8)
Tax							
Non-Tax							
Licensing Fees 603	66,000.00	48,000.00	72,000.00	186,000.00	186,000.00	186,000.00	The amount of collection were deposited to the General fund Through the Bureau of Treasury
Permit Fees 605	6,529,050.00	6,654,300.00	7,046,150.00	20,229,500.00	20,229,500.00	19,602,250.00	
Registration Fees 606	1,557,480.00	1,631,310.00	1,279,510.00	4,468,300.00	4,468,300.00	4,393,300.00	
Penalties 609	690,000.00	585,000.00	425,000.00	1,700,000.00	1,700,000.00	1,680,000.00	
Inspection Fees 617	1,165.00	653.23	10,698.16	12,516.39	12,516.39	12,516.39	
Bidding				-			
Due to NGOs/Pos				-			
	8,843,695.00	8,919,263.23	8,833,358.16	26,596,316.39	26,596,316.39	25,874,066.39	

Certified Correct:


SONIA A. VILLAHERMOSO
Accountant II

Submitted by:


ATTY. BENJO SANTOS M. BENAVIDEZ
OIC - Regional Director

QUARTERLY REPORT OF INCOME


For the Quarter Ending JUNE 30, 2013
(In Pesos)

BAR NO. 3

Department : Department of Labor and Employment
Agency/OU : NATIONAL CAPITAL REGION
Fund : General Fund (101)

CLASSIFICATION/SOURCES OF INCOME (1)	ACTUAL INCOME COLLECTIONS FOR THE QUARTER				CUMULATIVE INCOME COLLECTIONS TO (6)	CUMULATIVE INCOME DEPOSITED WITH (7)	REMARKS (8)
	APRIL (2)	MAY (3)	JUNE (4)	TOTAL (5)=(2)+(3)+(4)			
Tax							
Non-Tax							
Licensing Fees 603	91,500.00	114,650.00	108,000.00	314,150.00	500,150.00	464,150.00	The amount of collection were deposited to the General fund Through the Bureau of Treasury
Permit Fees 605	7,251,800.00	7,189,480.00	6,517,570.00	20,958,850.00	41,188,350.00	40,949,250.00	
Registration Fees 606	1,910,110.00	1,800,630.00	2,240,830.00	5,951,570.00	10,419,870.00	10,318,900.00	
Penalties 609	650,000.00	510,000.00	1,020,000.00	2,180,000.00	3,880,000.00	3,870,000.00	
Inspection Fees 617			9,000.00	9,000.00	21,516.39	21,516.39	
Bidding				-			
Due to NGOs/Pos				-			
	9,903,410.00	9,614,760.00	9,895,400.00	29,413,570.00	56,009,886.39	55,623,816.39	

Certified Correct:


MARIANNE ROSE C. DANES
Accountant III



Submitted by:


ATTY. ALAN M. MACARAYA, CEO III
Regional Director

QUARTERLY REPORT OF INCOME
For the Quarter Ending SEPTEMBER 30, 2013
(In Pesos)

BAR NO. 3

Department : Department of Labor and Employment
Agency/OU : NATIONAL CAPITAL REGION
Fund : General Fund (101)

CLASSIFICATION/SOURCES OF INCOME <small>(1)</small>	ACTUAL INCOME COLLECTIONS FOR THE QUARTER				CUMULATIVE INCOME COLLECTIONS TO <small>(6)</small>	CUMULATIVE INCOME DEPOSITED WITH <small>(7)</small>	REMARKS <small>(8)</small>
	JULY <small>(2)</small>	AUGUST <small>(3)</small>	SEPTEMBER <small>(4)</small>	TOTAL <small>(5)=(2)+(3)+(4)</small>			
Tax							
Non-Tax							
Licensing Fees 603	180,650.00	76,000.00	117,000.00	373,650.00	873,800.00	873,800.00	The amount of collection were deposited to the General fund Through the Bureau of Treasury
Permit Fees 605	6,938,250.00	6,190,950.00	5,662,650.00	18,791,850.00	59,980,200.00	59,660,300.00	
Registration Fees 606	2,406,170.00	1,553,500.00	1,579,750.00	5,539,420.00	15,959,290.00	15,759,290.00	
Penalties 609	1,230,000.00	570,000.00	570,000.00	2,370,000.00	6,250,000.00	6,230,000.00	
Inspection Fees 617		4,000.00	2,330.00	6,330.00	27,846.39	27,846.39	
Bidding				-			
Due to NGOs/Pos				-			
	10,755,070.00	8,394,450.00	7,931,730.00	27,081,250.00	83,091,136.39	82,551,236.39	
Certified Correct:					Submitted by:		
 MARIANNE ROSE C. DANES Accountant III					 ALEX V. AVILA, CESO IV Regional Director		